




Enjoy DRAWING & COLOURING

Rashmi Swaroop
Kritika Rathi




1

CLOWN



Clown is waiting for colours, colour it brightly as indicated.



SNAILS



Colour snail's body with brown crayon and trace the dotted line with a crayon as shown.




ICE CREAM

Use your thumb to paint ice cream cup and colour as indicated.



CIRCLES

Let's colour the elephant and bubbles with
crayons as indicated.



KITE




Complete this drawing with different sketchpens as indicated.




BIRD




Let's draw the bird and colour as shown.



CAT



Lets draw the easy shape of cat and colour as shown.



ROOSTER

Rooster is in happy mood, make it more happy and colour it with different crayons as indicated.



FROG

Hey! I am Mr Frog, Colour me
brightly with crayons.




NEST

Birds wants a new nest,
make the nest colourful
with coin tracing and colour
the rest drawing as indicated.



PENGUIN

Colour the penguin and paste rubberband as indicated.



DOLL

It's time to colour the doll with crayons as indicated.



RABBIT



Draw the missing parts of rabbit and colour the drawing with crayons as indicated.

SNAKE



Step 1



Step 2



Step 3



Step 4



- Draw a 5 inch circle with spiral lines as in step 1.
- Cut along the lines as in step 2.
- Now decorate your snake with colourful bindies, wiggly eye and a small tongue as in step 3 and 4.


JUICE

*It's very hot day, let's have some drink.
Colour the juice brightly with different
crayons as indicated.*




TULIP

Colour this beautiful flower as shown.



TREE

Paste green paper
(in small pieces)
and colour the
tree bark as
indicated.



TIGER



*Let's colour the tiger
as indicated.*

OCTOPUS

It's time to give fingertip impression with brown watercolour as indicated.

